




UniBusCard™

Single twisted pair communication to and from the fog cannon - governed by the standard data protocol present in the alarm system. The UniBusCard brings together all the benefits of IntelliBox and IntelliSuite in the building's alarm system and the subsequent setup and configuration of the fog cannon becomes "Point & Click" in the alarm system. All fog cannon features can be integrated in the alarm system setup menus.



Save time and money

PROTECT UniBusCard can save the end users and the alarm installers a lot of time and money.



Quick installation

UniBusCard is an add on expansion board which can be mounted easily in only a few seconds.



Upgrade the fog cannon with UniBusCard

UniBusCard works in all PROTECT Fog Cannon (except Xtratus).

Functions:

- Databus-controlled card (RS485)
- Fog setting either via DIP switch or software-controlled
- Arm- and Trigger signals via databus from the alarm system
- Feedback signals (operating and error signals) back to the alarm system via the databus
- All service features known from IntelliSuite and IntelliBox is available via databus
- Full access to configuration and management of user rights
- Test and/or priming the pump with a special push button on the PCB or from the alarm system
- Button on the UniBusCard - or from the alarm system - for easy and quick blocking of fog while doing service & maintenance on the alarm system
- Fog cannon connected directly to the alarm system databus as any other alarm IO module
- From 1 to 16 fog cannon units can be connected to one alarm system
- Great savings in time and cable when connecting one or more fog cannon to an existing installation
- Can be installed in all PROTECT models in just a few seconds (Xtratus excluded)

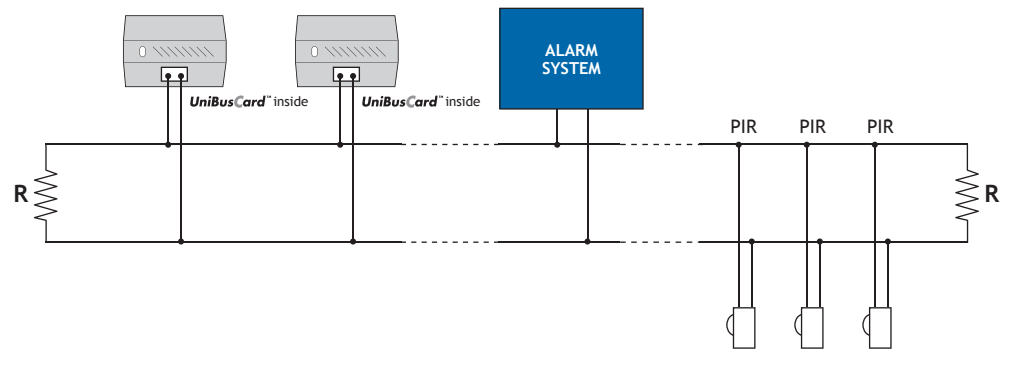
Specifications:

Input:

- Full galvanic isolation on all inputs
- Tamper loop
- P+ terminal for looping IO-module power
- Data a og b terminals
- GND-terminal for data
- Scr-terminal for screen on data cable

Output:

- Full galvanic isolation on all outputs
- P+ terminal for looping IO-module power
- Data a og b terminals
- GND-terminal for data
- Scr-terminal for screen on data cable



SECURED IN SECONDS